

←out


# Blockout Serge 600 Lunar

---

COLLECTION 2018-2021  
REFLECTS SUNLIGHT OUTDOORS  
BLOCKOUT  
OF = 0%



**Screens that  
reflect & absorb  
solar energy  
outside the house.  
Meet OUT.**





# Serge 600 BO Lunar



GLASSFIBRE

OF = 0%

## Technical specifications

TECHNICAL SPECIFICATION		UNITY		STANDARD	RESULT
composition				Fibreglass 33 % - PVC 47 % - PVC laminate 20 %	
openness factor		%		NBN EN 410	0%
weight		g/m <sup>2</sup>		NF EN 12127	678
thickness		mm		ISO 2286-3	0,73
density		yarn/cm	warp	ISO 7211/2	18,0
			weft		14,0
colour fastness to artificial weathering				ISO 105 B04	>7
tear strength	original	daN	warp	ISO 4674-1 method 2	8,5
			weft		9,0
elongation up to break	original	%	warp	ISO 1421	6,4
			weft		7,3
breaking strength	original	daN/5 cm	warp	ISO 1421	224,2
			weft		176,6
elongation up to break	after colour fastness to artificial weathering	%	warp	ISO 1421	6,5
			weft		7,0
breaking strength	after colour fastness to artificial weathering	daN	warp	ISO 1421	214,2
			weft		168,0
tear strength	after climatic chamber -30°C	daN	warp	ISO 4674-1 method 2	8,4
			weft		9,3
elongation up to break	after climatic chamber -30°C	%	warp	ISO 1421	6,2
			weft		6,9
breaking strength	after climatic chamber -30°C	daN/5 cm	warp	ISO 1421	222,4
			weft		162,6
tear strength	after climatic chamber +70°C	daN	warp	ISO 4674-1 method 2	8,8
			weft		9,3
elongation up to break	after climatic chamber +70°C	%	warp	ISO 1421	6,4
			weft		6,7
breaking strength	after climatic chamber +70°C	daN/5 cm	warp	ISO 1421	213,9
			weft		161,6
air permeability		l/m <sup>2</sup> .s		ISO 9237	0,0 l/m <sup>2</sup> /s
fire classification	Europe			UNE-EN 13501-1:2007	
	France			NF P92-503	M2
	Italy			UNI 9177	Classe 1
	Germany			DIN 4102	
	UK			BS 5867	
	USA			NFPA 701	
roll length	<b>30 m</b>				
cleaning	with soapy water				
confection	by heat, high frequency or ultrasonic welding				

These properties are given as indicative and don't have any contractual value

## Serge 600 BO Lunar 002002 white | white



# Serge 600 BO Lunar




GLASSFIBRE

OF = 0%


## Colours & references



Serge 600 BO Lunar 002002 white | white




Serge 600 BO Lunar 002007 white | pearl grey




Serge 600 BO Lunar 007007 pearl grey | pearl grey



Serge 600 BO Lunar 001002 grey | white




Serge 600 BO Lunar 033001 oyster shell



Serge 600 BO Lunar 001001 grey | grey



Serge 600 BO Lunar 001010 grey | charcoal



Serge 600 BO Lunar 010010 charcoal | charcoal

Serge 600 BO Lunar	210 cm
002002 white   white	•
002007 white   pearl grey	•
007007 pearl grey   pearl grey	•
001002 grey   white	•
033001 oyster shell	•
001001 grey   grey	•
001010 grey   bronze	•
010010 charcoal   charcoal	•

## Solar energetic properties

Serge 600 BO Lunar		SOLAR ENERGETIC PROPERTIES													VISUAL PROPERTIES	
		FABRIC			FABRIC + GLAZING											
					EXTERIOR					INTERIOR						
G-factor = total solar energy transmittance													Tv = Visible Light Transmittance %	Tuv = UV Transmittance %		
As = Solar Absorbance %	Rs = Solar Reflectance %	Ts = Solar Transmittance %	Glazing A - Gv = 0,85 - U = 5,8	Glazing B - Gv = 0,76 - U = 2,9	Glazing C - Gv = 0,59 - U = 1,2	Glazing D - Gv = 0,32 - U = 1,1	Glazing A - Gv = 0,85 - U = 5,8	Glazing B - Gv = 0,76 - U = 2,9	Glazing C - Gv = 0,59 - U = 1,2	Glazing D - Gv = 0,32 - U = 1,1						
002002	white   white	front	31,2	68,8	0,0	0,04	0,03	0,02	0,02	0,29	0,33	0,34	0,24	0,0	0,0	
		back	66,3	33,7	0,0	0,09	0,07	0,03	0,03	0,47	0,50	0,45	0,27	0,0	0,0	
002007	white   pearl grey	front	52,2	47,8	0,0	0,07	0,05	0,03	0,03	0,40	0,43	0,40	0,26	0,0	0,0	
		back	66,8	33,2	0,0	0,09	0,07	0,04	0,03	0,47	0,50	0,45	0,27	0,0	0,0	
007007	pearl grey   pearl grey	front	64,5	35,5	0,0	0,09	0,06	0,03	0,03	0,46	0,49	0,44	0,27	0,0	0,0	
		back	66,0	34,0	0,0	0,09	0,06	0,03	0,03	0,47	0,49	0,45	0,27	0,0	0,0	
001002	grey   white	front	59,7	40,3	0,0	0,08	0,06	0,03	0,03	0,44	0,46	0,43	0,27	0,0	0,0	
		back	66,3	33,7	0,0	0,09	0,07	0,03	0,03	0,47	0,50	0,45	0,27	0,0	0,0	
033001	oyster shell	front	81,8	18,2	0,0	0,12	0,08	0,04	0,04	0,55	0,57	0,50	0,29	0,0	0,0	
		back	66,6	33,4	0,0	0,09	0,07	0,04	0,03	0,47	0,50	0,45	0,27	0,0	0,0	
001001	grey   grey	front	82,8	17,2	0,0	0,12	0,08	0,04	0,04	0,55	0,57	0,50	0,29	0,0	0,0	
		back	66,9	33,1	0,0	0,09	0,07	0,04	0,03	0,47	0,50	0,45	0,27	0,0	0,0	
001010	grey   charcoal	front	89,0	11,0	0,0	0,13	0,09	0,05	0,04	0,59	0,60	0,52	0,29	0,0	0,0	
		back	66,3	33,7	0,0	0,09	0,07	0,04	0,03	0,47	0,50	0,45	0,27	0,0	0,0	
010010	charcoal   charcoal	front	93,8	6,2	0,0	0,13	0,09	0,05	0,05	0,61	0,63	0,53	0,30	0,0	0,0	
		back	66,6	33,4	0,0	0,09	0,07	0,04	0,03	0,47	0,50	0,45	0,27	0,0	0,0	

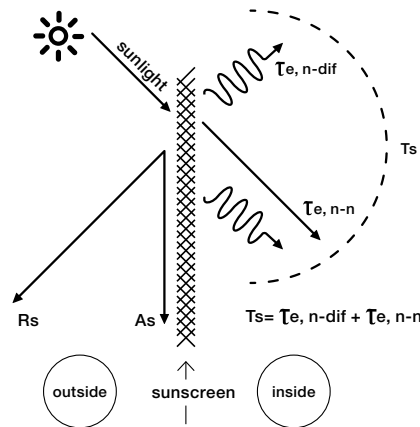
GLAZING A = clear single glazing 4 mm	Gv = 0,85
GLAZING B = clear double glazing (4/12/4), space filled with air	Gv = 0,76
GLAZING C = double glazing (4/16/4), with a low emissivity coating in position 3, space filled with argon	Gv = 0,59
GLAZING D = reflective double glazing (4/16/4), with a low emissivity coating in position 2, space filled with argon	Gv = 0,32

# Working of a sunscreen



## Sunscreen = protection against sunrays

Sunscreen means protection against the sunrays, so the function is the protection against light and heat, which is expressed in several properties.



<b>Rs</b>	Solar reflectance
<b>As</b>	Solar absorptance
<b>Ts</b>	Solar transmittance
<b>Te,n-dif</b>	Diffuse solar transmittance
<b>Te,n-n</b>	Normal solar transmittance

## Classes indicate effect of a sunscreen


Based on certain properties, the screen can be split up in classes, from 0 to 4. Those classes are used, starting from the norm EN 14501, to indicate the effect of a certain sunscreen.

influence on thermal and visual comfort	
<b>Class 0</b>	very little effect
<b>Class 1</b>	little effect
<b>Class 2</b>	moderate effect
<b>Class 3</b>	good effect
<b>Class 4</b>	very good effect

## Visual properties

### Openness factor

The openness of a screen is indicated by the openness factor = **OF**. The openness coefficient is the relative area of the openings in the fabric seen under a given incidence. The openness factor is seen under a normal incidence.



The sunrays are subdivided in: **Visible light, UV-light** and **IR-light**.

**Visible light** (55% of the sun-energy) is that part for which our eyes are most sensitive. How larger the light intensity, how more detrimental for our eyes.

The factor Visible Light Transmittance = **Tv**, is the ratio of visible light that will be transmitted. How lower this factor can be kept, how better for the eyes.

**UV-light** (3% of the sun-energy) is the part of radiation which is detrimental for our health. This factor is indicated by the UV Transmittance = **Tuv**. This is the quantity UV-light transmitted by the sunscreen.

**IR-light** is invisible. This is however 42% of the sun-energy. These rays care for the reheating of solid substances and gases.

### Influence of colours

The choice of the colour has direct influence on the criteria which justify the use of sunscreen protection:

- Protection against visible light, expressed by the factor **Tv**.
- Protection against sun-energy, expressed by the **G** value.
- Protection against secondary heat, expressed by the factor **Qi**.
- Protection against UV-light, expressed by the factor **Tuv**.

## Visual properties: classes

### Glare control

The capacity of the solar protection device to control the luminance level of openings and to reduce the luminance contrasts between different zones within the field.

Tv,n-n	Tv,n-dif			
	Tv,n-dif < 0,02	0,02 ≤ Tv,n-dif < 0,04	0,04 ≤ Tv,n-dif < 0,08	Tv,n-dif ≥ 0,08
Tv,n-n > 0,10	0	0	0	0
0,05 < Tv,n-n ≤ 0,10	1	1	0	0
Tv,n-n ≤ 0,05	3	2	1	1
Tv,n-n = 0,00	4	3	2	2

### Privacy at night

Night privacy is the capacity of an internal or external blind or a shutter in the fully extended position or fully extended and closed position to protect persons, at night in normal light conditions from external view. External views means the ability of an external observer located 5m from the fully extended and closed product, to distinguish a person or object standing 1m behind the protection device in the room.

Tv,n-n	Tv,n-dif		
	0 < Tv,n-dif ≤ 0,04	0,04 < Tv,n-dif ≤ 0,15	Tv,n-dif > 0,15
Tv,n-n > 0,10	0	0	0
0,05 < Tv,n-n ≤ 0,10	1	1	1
Tv,n-n ≤ 0,05	2	2	2
Tv,n-n = 0,00	4	3	2

### Visual contact with the outside

Visual contact with the outside is the capacity of the solar protection device to allow an exterior view when it is fully extended. This function is affected by different light conditions during the day.

Tv,n-n	Tv,n-dif		
	0 < Tv,n-dif ≤ 0,04	0,04 < Tv,n-dif ≤ 0,15	Tv,n-dif > 0,15
Tv,n-n > 0,10	4	3	2
0,05 < Tv,n-n ≤ 0,10	3	2	1
Tv,n-n ≤ 0,05	2	1	0
Tv,n-n = 0,00	0	0	0

### Daylight utilisation

Daylight utilisation is characterised by:

- the capacity of the solar protection device to reduce the time period during the artificial light is required.
- the capacity of the solar protection device to optimise the daylight which is available.

CLASS	0	1	2	3	4
Tv,dif-h	Tv,dif-h < 0,02	0,02 ≤ Tv,dif-h < 0,10	0,10 ≤ Tv,dif-h < 0,25	0,25 ≤ Tv,dif-h < 0,40	Tv,dif-h ≥ 0,40




# Working of a sunscreen



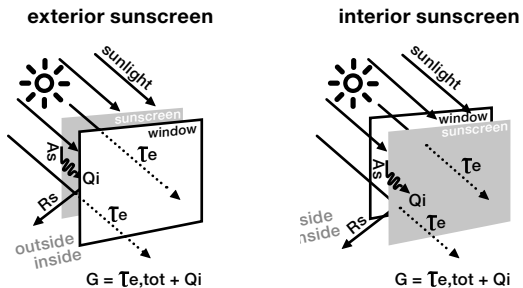
## Thermal comfort

### Fabric

Energy radiated by the sun, will be split up in 3 factors:

factor 1:	factor 2:	factor 3:
 <p><b>As = Solar absorptance</b> is the ratio of the absorbed flux to the incident flux.</p>	 <p><b>Rs = Solar reflectance</b> is the fraction of the incident solar radiation that is directly reflected by the component.</p>	 <p><b>Ts = Solar transmittance</b> is the sum of the (normal) direct solar transmittance and the diffuse solar transmittance. This is the fraction of the total transmitted energy to the total incident solar radiation.</p>
<b>These 3 factors together are always 100%</b>		

### The G-factor



<b>Rs</b>	Solar reflectance
<b>As</b>	Solar absorptance
<b>Te</b>	Direct solar transmittance
<b>Qi</b>	Secondary heat transfer factor
<b>G</b>	G-factor = total solar energy transmittance

Sunscreens are always used in combination with a glazing. These together will prevent a large quantity of energy, sent by the sun to the earth, which is indicated by the: Total Solar Energy Transmittance, or **G-factor**.

The **G** value is the ratio between the total solar energy transmitted into a room through a window and the incident solar energy on the window. The **G<sub>tot</sub>** is the solar factor of the combination of glazing and solar protection device.

The **G<sub>v</sub>** is the solar factor of the glazing alone. The shading coefficient is defined as the ratio of the solar factor of the combined glazing and solar protection device **G<sub>tot</sub>** to that of the glazing alone **G<sub>v</sub>**.

The total solar energy transmitted through a window consists of two parts:

- 1) Radiation: measured by the solar transmittance: **Te,tot**
- 2) Heat: measured by the secondary heat transfer: **Qi**

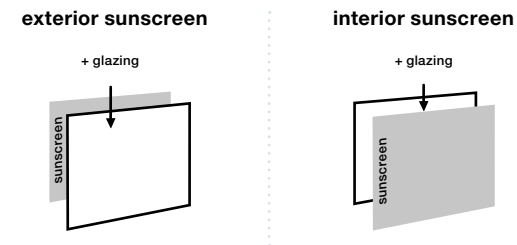
$$G = \overline{T_{e,tot}} + Q_i$$

The factor **Te,tot**, is the quantity of energy, which will pass the combination solar protection device and window.

The factor **Qi** is the quantity of heat which is released by the absorption of energy in the sunscreen protection system = combination sunscreen + glazing.

The **G-factor** is the most important factor to explain the efficiency of a combination sunscreen + glazing, as protection against the energy of the sun. The **G-factor** divided into his components explains the difference in efficiency between exterior and interior sunscreen.

$$G = \overline{T_{e,tot}} + Q_i$$



The direct solar transmittance **Te,tot** is the same for interior and exterior use of sunscreens.

The secondary heat factor **Qi** for interior sunscreen is bigger then for exterior sunscreen. For interior use, the heat, produced by the absorption of energy, will be transmitted to the room inside. By exterior use, the heat will be transmitted to the outside, without any inconvenience at the inside.

Also the colour of the sunscreen has an influence on the **G-factor**. Dark colours will absorb a lot of sun energy and will transmit this to heat. If the screen is used for exterior, heat will have no influence inside the room, contrary to a screen used for interior. This is why a darker screen is ideal for exterior use and a lighter screen for interior use.



## Thermal comfort: classes

### Total Solar energy Transmittance = G-factor

CLASS	0	1	2	3	4
G <sub>tot</sub>	G <sub>tot</sub> ≥ 0,50	0,35 ≤ G <sub>tot</sub> < 0,50	0,15 ≤ G <sub>tot</sub> < 0,35	0,10 ≤ G <sub>tot</sub> < 0,15	G <sub>tot</sub> < 0,10

### Secondary Heat transfer = Qi

CLASS	0	1	2	3	4
Qi	Qi ≥ 0,30	0,20 ≤ Qi < 0,30	0,10 ≤ Qi < 0,20	0,03 ≤ Qi < 0,10	Qi < 0,03

### Normal Solar transmittance = protection against direct transmission

The ability of a solar protection device to protect persons and surroundings from direct irradiation is measured by the direct/direct solar transmittance of the device in combination with the glazing. **Te,n-n** is used as measure for this property.



Rijksweg 125, 8531 Bavikhove - Belgium · T +32 (0)56 35 35 33 · F +32 (0)56 35 80 48 · [www.copaco.be](http://www.copaco.be)